







- Legends**
-  (See Assays below)
 -  Sulphide Zone
 -  3.6g/2.1m grams PGE/tonne/length
 -  PEM anomaly
 -  PEM anomaly from 01-08



**SEAGULL ULTRAMAFIC INTRUSION
LONGITUDINAL SECTION A - A'
AND DRILL HOLE LOCATIONS**

LOOKING NORTH

